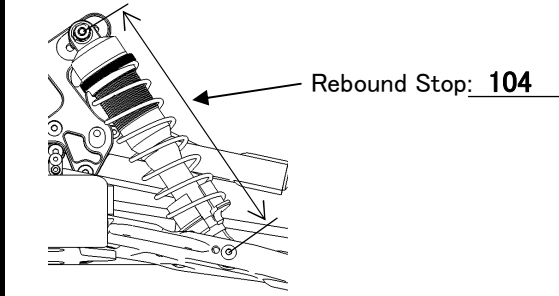


Name: \_\_\_\_\_  
 Date: \_\_\_\_\_  
 Track: \_\_\_\_\_

**Track Conditions**  
 Size:  Open  Med.  Tight  
 Traction:  High  Med.  Low  
 Surface:  Smooth  Med.  Bumpy

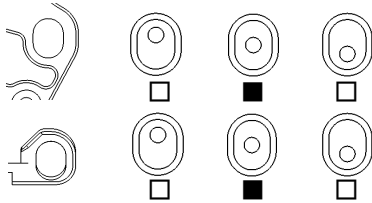
**Result**  
 Race Time / Lap: \_\_\_\_\_  
 Best Lap (1Lap): \_\_\_\_\_

**Front Suspension**

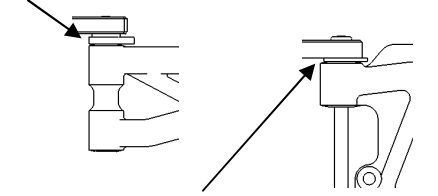


Tension Rod:  E2107A(Long)  
 E2107B(Short)

Upper Arm Position:

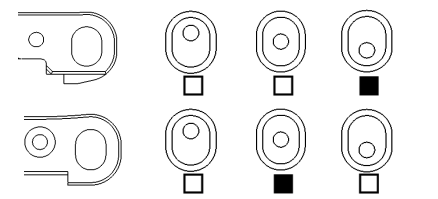


Ride Height: \_\_\_\_\_  
 Toe Angle: \_\_\_\_\_ **out 1°**  
 Kingpin Ball Spacer: \_\_\_\_\_ **1**  
 Wheel Hub: \_\_\_\_\_ **E0239(0)**  
 Anti Roll Bar: \_\_\_\_\_ **φ 2.4**  
 Upper Arm Spacer: \_\_\_\_\_ **2**



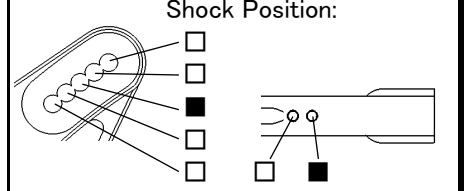
Lower Arm Spacer: \_\_\_\_\_ **0**

Lower Arm Position (Kick Up):



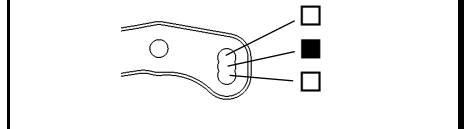
**Front Shocks**

Piston: \_\_\_\_\_ **E0580**  
 Oil: \_\_\_\_\_ **#500**  
 Spring: \_\_\_\_\_ **φ 1.5 L70-8T**  
 Spring Adj: \_\_\_\_\_

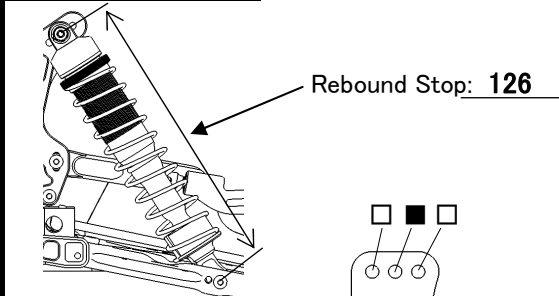


Pivot Ball Position:  Front  Rear  
 Damper Stay:  E2502(Aluminum)  
 E2511(CFRP)

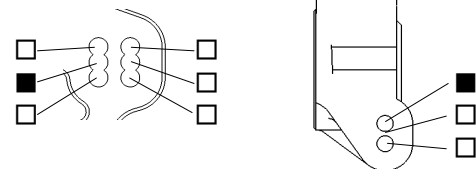
**Steering Ackerman**



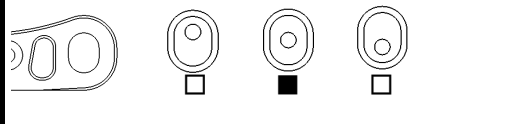
**Rear Suspension**



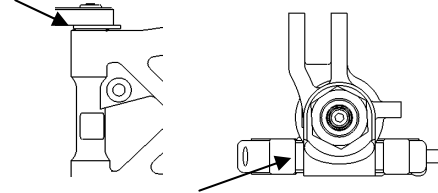
Upper Arm Position:



Lower Arm Position (Anti-Squat):

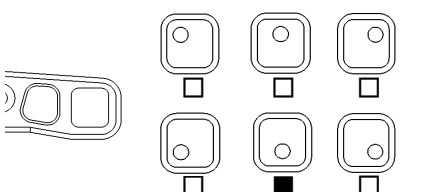


Ride Height: \_\_\_\_\_  
 Camber Angle: \_\_\_\_\_ **-2.5°**  
 Anti Roll Bar: \_\_\_\_\_ **φ 2.9**  
 Lower Arm Spacer: \_\_\_\_\_ **0**



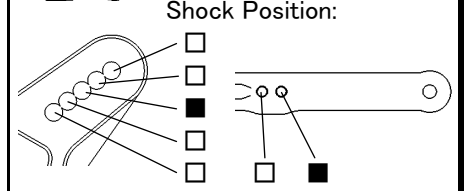
Upright Spacer: \_\_\_\_\_ **2.5**

Upright:  E2016-B  
 E2118(Aluminum)  
 Lower Arm Position (Toe Angle):



**Rear Shocks**

Piston: \_\_\_\_\_ **E0580**  
 Oil: \_\_\_\_\_ **#500**  
 Spring: \_\_\_\_\_ **φ 1.5 L86-8.5T**  
 Spring Adj: \_\_\_\_\_



Pivot Ball Position:  Front  Rear  
 Damper Stay:  E2503(Aluminum)  
 E2514(CFRP)

**Engine**

Type: \_\_\_\_\_ Plug: \_\_\_\_\_  
 Gasket: \_\_\_\_\_ Reducer: \_\_\_\_\_  
 Muffler: \_\_\_\_\_ Fuel: \_\_\_\_\_  
 Engine Mount:  E0701(Standard)  E0703(One Piece)

**Diff. Oil**

Front: \_\_\_\_\_ **#7000** O-Ring: \_\_\_\_\_ pcs.  
 Center: \_\_\_\_\_ **#7000** \_\_\_\_\_ pcs.  
 Rear: \_\_\_\_\_ **#3000** \_\_\_\_\_ pcs.

**Tires**

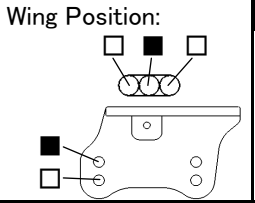
	Front	Rear
Type:	_____	_____
Compound:	_____	_____
Inserts:	_____	_____
Wheel:	_____	_____

**Clutch**

Clutch Bell: \_\_\_\_\_ **13T** Spur Gear: \_\_\_\_\_ **46T**  
 Clutch Shoes: \_\_\_\_\_ **E0710**  
 Clutch Spring: \_\_\_\_\_ **φ 1.0**

**Body/Wing**

Body: \_\_\_\_\_ **Stock**  
 Wing: \_\_\_\_\_ **Stock**



**Comments**

.....  
 .....  
 .....